












Life Span



Age & Gender:

Age	Trad		Non-Trad		Grad		Total
	M	F	M	F	M	F	
<18	16	32					





ATHLETICS

National:



Fall 2013 Enrolled Majors, Teaching Faculty & Graduates

Ra a a baccaa a a 2013.

Department/Program	Ta	F-T*	P-T/A	T	FTE	Dc	Bac	Ac	G a
Arts & Humanities	212	17	33	50	25.43	19	49		
Art	26	2	4	6	3.05		7		
Communication ⁷	53	4	7	11	4.81	5	12		
English	32	3	8	11	5.79	7	7		
Graphic Design	33	1	1	2	1.13		10		
History	26	3	2	5	3.23	3	7		
Modern Language	15	1	2	3	1.40	1	3		
Music	27	3	9	12	6.03	3	3		
Business	566	16	23	39	28.56	12	142	1	117
Accounting	33	1		1	1.17		4		
Business ³	99	5		5	4.56	2	20	1	
Business Admin (BBA)	260	3	20	23	10.34	2	118		
MBA**	164	7	3	10	12.50	8			112
MSM**	10								5
Education/Prof Stds	689	26	42	68	42.72	17	110	1	139
Early Childhood Ed. ⁴	80	8	11	19	15.19	6	18		
Intervention Specialist ¹⁰	38						12		
Middle Childhood Ed.	37						11		
Exercise Studies	19						6		
Physical Education	5	6	8	14	3.41		5		
Sports Mgmt.	12						5		
Family & Cons. Sci.	14	1	2	3	1.63	1	6	1	
Social Work ⁶	58	2	4	6	3.13	2	10		
Social Work (deg comp)	230	2	8	10	5.62	1	37		
MAEd (ISG)**	59								46
MAEd (CUI)**	2								20
MAEd (PEL)**	104	7	9	16	13.74	7			73
2 W K H U & H U W L ; F D 3 W H									
Natural/Social Sci.	271	19	6	25	20.98	19	50		

ANNUAL OPERATING BUDGET

	2012-13	2013-14
	Actual	Projected
Income		
Tuition/Fees	\$37,712,760	\$38,642,234
Less Student Aid	12,418,720	12,701,462
	25,294,040	25,940,772
Nazarene Church Support	1,559,288	1,600,000
Individual/Corp Gifts/Grants	3,141,024	140,000
Government Grants	301,340	215,000
Miscellaneous	2,997,864	453,800
Student Aid	171,312	169,000
E&G (subtotal)	\$33,464,868	\$28,518,572
Auxiliaries	6,784,999	7,270,220
Less Aux Expenses	6,134,085	4,518,508
	650,914	2,751,712
Total	\$34,15,782	\$31,270,284

Expenditures	Actual	Projected
Instructional	\$15,865,161	\$10,529,881
Academic Support	1,193,487	2,279,399
Student Services	7,602,632	6,073,530
Institutional Support	4,991,613	11,608,767
Public Relations & Development	1,627,451	778,707
Total*	\$31,280,344	\$31,270,284

* Includes principal and interest payments on loans and transfers of current operating funds to plant and endowment funds.

UNIVERSITY ADVANCEMENT

Endowment Funds as of:	5/31/12	5/31/13
General:		



