

MVNU Average ACT Score:

2017: 22.5

2018: 23.0

New Students:


National Average: 21.0

Traditional

■ FF

■ TR

■





Age and Gender:

Age	Traditional		Non-Traditional		Graduate		Total
	F	M	F	M	F	M	
<18	87	63					150
18-19	389	217	3	1			610
20-21	315	213	12	2	6	2	550
22-24	54	52	42	5	35	21	209
25-29	5	5	54	26	53	26	169
30-34		2	50	25	47	28	152
35-39	2	1	51	21	35	13	123
40-49			72	29	64	32	197
50-64			23	16	27	15	81
>64				1	1		2
Unknown							
Total	852	553	307	126	268	137	2,243

Geographic Distribution:

State of Residence	2017		2018	
Ohio	2,034	92%	2,034	91%
West Virginia	37	2%	36	2%
Michigan	17	1%	19	1%
Pennsylvania	18	1%	17	1%
Kentucky	12	1%	10	<1%
New York	10	<1%	11	<1%
Other U.S.	71	3%	88	4%
Foreign Countries*	23	1%	28	1%
Total*	2,222	100%	2,243	100%

* Includes 31 states & 22 foreign countries/U.S. territories (Brazil, Canada, China, Colombia, Costa Rica,

Most Frequent Denominations:

Denomination	2017 Total		2018 Total		2018	
					Trad.	Non-Trad.
Nazarene	520	23%	554	25%	461	93
Non-denomination	260	12%	265	12%	180	85
Christian	200	9%	199	9%	77	122
Baptist	189	8%	197	9%	132	65
Catholic	111	5%	112	5%	39	73
United Methodist	72	3%	101	5%	46	55
Church of Christ	62	3%	58	3%	40	18
Total	1,414	62%	1,486	66%	975	511

Nazarene, State, and County:

Student Status	Nazarene		Ohio		Knox County	
	120	5%	317	14%	46	2%
Traditional	461	21%	1,257	56%	258	12%
Non-Traditional	28	1%	420	19%	34	2%
Graduate	65	3%	357	16%	86	4%
Total	554	25%	2,034	91%	378	17%

MVNU has been ranked:

- 3rd for Lowest Average Student Debt in Ohio by LendEdu.com (2018)
- Top 5% Best Colleges for the Money by CollegeFactual.com (2018)
- One of the Best Christian Colleges of 2018 by CollegeConsensus.com
- Top 4 Best Colleges for Getting Big Merit Scholarships by Money Magazine (2017)




National: NAIA
Mascot: Cougars
Colors: Blue and Green
Conference: Crossroads League

Top Seven States **2018**
Ohio 14,011 67%
Florida



FACU .TY



Rank	Female		Male		Salary*	
Professor	5	21%	19	79%	\$64,576	48%
Associate Prof.	4	40%	6	60%	\$57,690	17%
Assistant Prof.	15	65%	8	35%	\$49,597	33%
Instructor	0	0%	1	0%		1%
Total	24	41%	34	59%	\$57,308	100%



2018 Faculty Member of the Year

Barbara N. Feltz, P.D.
Assistant Vice President for Institutional Effectiveness
Professor of Social Work

STAFF



2018 Staff Member of the Year

Billie J. J.
Campus Visit Specialist

ACADEMIC AFFAIRS

Accreditation:

The Higher Learning Commission (2018-19)
 230 S. LaSalle, Suite 7-500, Chicago, IL 60604
 800-621-7440 hlcommission.org

Courses Offered by Class Level: 2018-2019

0000	1000	2000	3000	4000	5000	6000	Total
12	360	282	382	202	10	142	1,390
1%	26%	20%	27%	15%	1%	10%	100%179.56

Operating Budget and Institutional Advancement

ANNUAL OPERATING BUDGET

Revenue	2017-18 Updated Budget	2018-19 Prelim. Budget
Traditional tuition and fees	\$34,458,090	\$34,458,090
GPS tuition and fees	5,844,508	5,764,278
	-20,801,866	-20,801,866
	-125,000	-125,000
Net Revenue	\$19,375,732	\$19,295,502
Church revenue	1,515,000	1,515,000
Gifts, grants, miscellaneous	502,304	502,304
Auxiliaries	8,192,900	8,192,900
Investment return	125,000	125,000
Non-mandatory transfers	-235,437	-235,437
Total revenue	\$29,475,499	\$29,395,269
Expenditures	\$20,496,752	\$20,581,752
Service	3,193,923	3,218,923
Supplies	737,211	656,981
Meetings, transportation, and meals	2,738,497	2,773,497
	2,534,244	2,604,244
Furn., equip., rental, maintenance	405,947	405,947
Miscellaneous	219,888	219,888
Reserve	200,000	200,000
Mandatory transfers (int. & prin. exp.)	659,990	659,990

*Does not include depreciation expense.

INSTITUTIONAL ADVANCEMENT


Endowment Funds 2018

Endowment Funds as of:	5/31/2017	5/31/2018
Restricted:		
Scholarship/Student Loans	\$13,435,939	\$14,420,422
Maintenance/Energy	\$227,297	\$242,065
Other	\$1,558,705	\$1,755,370
Quasi/Unrestricted:		
Scholarships	\$929,947	\$1,060,321
Maintenance/Energy	\$830,076	\$878,216
Other	\$2,682,258	\$2,832,078
	\$19,664,222	\$21,188,472

*Includes endowment funds held by MVNU's endowment managers and quasi-endowment funds held by MVNU.

East Central Region Church Giving:

District as of:	5/31/2017	5/31/2018
Eastern Kentucky	\$86,457	\$ 80,179
East Ohio	138,603	116,600
North Central Ohio	234,449	255,013
Northwestern Ohio	274,472	278,788
South Central Ohio	285,472	327,023
Southwestern Ohio	276,970	282,488
West Virginia North	101,778	104,395
West Virginia South	118,076	115,874
Total	\$1,516,277	\$1,560,359





CAMPUS MINISTRIES

Service Learning Trip	Participants
Belize	11
Guyana	16
Indianapolis, IN	12
Indianapolis, IN	10
McAllen, TX	11
Melbourne, FL	13
Portland, OR	13
Swaziland	13

CoSMO

There are 13 ministries called CoSMO (Community Service and Ministry Opportunities). These groups serve children, teens, the developmentally disabled, and the elderly. In 2017-18, about 265 students were involved.

M2540

The 2017-18 M2540 mission initiatives were as follows:

Fall	Knox Education
Fall	Knox Needs (Food For The Hungry)
Spring	Belize Student Scholarships
Spring	Swaziland

Campus Ministries

The Campus Ministries division conducts all corporate chapel experiences, freshmen small groups, upper division student mentoring, critical conversations, justice talks, and partner with the Campus Life division on the wellness program.

CAMPUS FACILITIES

Academic Space:

Buchwald Center	1904	2009
Clarence & Jennie Moore Center	2000	2016
Faculty Hall	1970	2017
Hunter Hall	1940	2011
Hyson Campus Center	1968	2011
Jetter Hall	1990	2008
Regents Hall	1984	2017
R. R. Hodges Chapel and Fine Arts Center	1989	1991
Stephen W. Nease Center	1959	2018
Thorne Library/Learning Resources Center	1996	2017

Administrative Space:

Academic Services	1978	2005
Lakeholm Manor	1870	2007
Founders Hall	1968	2017
Parry Business Services	1977	1996

General Service Space:

Ariel Arena	2013	
Central Complex	1976	1992
Couchenour House	1968	2004
Cougar Corner Bookstore	1984	2014
Donoho Recreation Center	1969	2016
Facilities Services Storage	1994	
Historical Ice House	1870	1997

General Service (cont.):

Indoor Hitting Facility	1998	
Morrison Facilities Building	2011	
PineCrest Farm		
President's Guest House	1950	2012
Student Health Services	1977	2007
The Barn	1930	2008
The Mount Vernon Grand Hotel	2015	
Welcome Center	1992	2017
William and Evelyn Prince Student Union	1969	2017
Edgewood Road Property	1983	2018

Student Housing:

Birch Apartments	1988	1994
Cedar Apartments	1975	2018
Cyprus Apartments	2000	2015
Elmwood Apartments	1977	2015
Galloway Hall	1972	2016
Glen House Apartments	1968	
Maplewood Apartments	1976	2016
Oakwood Hall	1969	2017
Pioneer Hall	1968	2016
Redwood Hall	1998	
Rosewood Apartments	1995	1996
Spruce Apartments	1994	2017

Total # of Acres: 332



SENIOR LEADERSHIP TEAM

Henry W. Spaulding II, Ph.D.

a n o

B. Barnett Cochran

o h f a f

Robert P. Hamill

o h a e

James W. Smith

Vice President for University Relations

Eric W. Stetler

Vice President for Graduate and Professional Studies

Tracy J. Waal

Vice President for Student Life

MOUNT  VERNON
NAZARENE UNIVERSITY

800 Martinsburg Road
Mount Vernon, OH 43050

Tel. 740-392-6868

Fax 740-397-2769

mvnu.edu

Institutional Effectiveness Office

Randie L. Timpe,

Assistant to the President for Effectiveness and Planning

Director of Institutional Research and Accountability

(ext. 4122)